



ASSOCIATION CONNECTING  
ELECTRONICS INDUSTRIES®

---

# IPC-1066

Marking, Symbols and Labels  
for Identification of Lead-Free  
and Other Reportable Materials  
in Lead-Free Assemblies,  
Components and Devices

**IPC-1066**

January 2005

A standard developed by IPC

---

**The Principles of Standardization**

In May 1995 the IPC's Technical Activities Executive Committee (TAEC) adopted Principles of Standardization as a guiding principle of IPC's standardization efforts.

**Standards Should:**

- Show relationship to Design for Manufacturability (DFM) and Design for the Environment (DFE)
- Minimize time to market
- Contain simple (simplified) language
- Just include spec information
- Focus on end product performance
- Include a feedback system on use and problems for future improvement

**Standards Should Not:**

- Inhibit innovation
- Increase time-to-market
- Keep people out
- Increase cycle time
- Tell you how to make something
- Contain anything that cannot be defended with data

**Notice**

IPC Standards and Publications are designed to serve the public interest through eliminating misunderstandings between manufacturers and purchasers, facilitating interchangeability and improvement of products, and assisting the purchaser in selecting and obtaining with minimum delay the proper product for his particular need. Existence of such Standards and Publications shall not in any respect preclude any member or nonmember of IPC from manufacturing or selling products not conforming to such Standards and Publication, nor shall the existence of such Standards and Publications preclude their voluntary use by those other than IPC members, whether the standard is to be used either domestically or internationally.

Recommended Standards and Publications are adopted by IPC without regard to whether their adoption may involve patents on articles, materials, or processes. By such action, IPC does not assume any liability to any patent owner, nor do they assume any obligation whatever to parties adopting the Recommended Standard or Publication. Users are also wholly responsible for protecting themselves against all claims of liabilities for patent infringement.

**IPC Position Statement on Specification Revision Change**

It is the position of IPC's Technical Activities Executive Committee that the use and implementation of IPC publications is voluntary and is part of a relationship entered into by customer and supplier. When an IPC publication is updated and a new revision is published, it is the opinion of the TAEC that the use of the new revision as part of an existing relationship is not automatic unless required by the contract. The TAEC recommends the use of the latest revision. Adopted October 6, 1998

**Why is there a charge for this document?**

Your purchase of this document contributes to the ongoing development of new and updated industry standards and publications. Standards allow manufacturers, customers, and suppliers to understand one another better. Standards allow manufacturers greater efficiencies when they can set up their processes to meet industry standards, allowing them to offer their customers lower costs.

IPC spends hundreds of thousands of dollars annually to support IPC's volunteers in the standards and publications development process. There are many rounds of drafts sent out for review and the committees spend hundreds of hours in review and development. IPC's staff attends and participates in committee activities, typesets and circulates document drafts, and follows all necessary procedures to qualify for ANSI approval.

IPC's membership dues have been kept low to allow as many companies as possible to participate. Therefore, the standards and publications revenue is necessary to complement dues revenue. The price schedule offers a 50% discount to IPC members. If your company buys IPC standards and publications, why not take advantage of this and the many other benefits of IPC membership as well? For more information on membership in IPC, please visit [www.ipc.org](http://www.ipc.org) or call 847/597-2872.

Thank you for your continued support.



ASSOCIATION CONNECTING  
ELECTRONICS INDUSTRIES®

**IPC-1066**

# **Marking, Symbols and Labels for Identification of Lead-Free and Other Reportable Materials in Lead-Free Assemblies, Components and Devices**

Developed by the Marking, Symbols and Labels for Identification of Assemblies, Components Task Group (4-34b) of the Environmental, Health & Safety Steering Committee (4-30) and the Technical Activities Executive Committee (TAEC) of IPC

Users of this publication are encouraged to participate in the development of future revisions.

Contact:

IPC  
3000 Lakeside Drive, Suite 309S  
Bannockburn, Illinois  
60015-1219  
Tel 847 615.7100  
Fax 847 615.7105

This Page Intentionally Left Blank

## Acknowledgment

Any document involving a complex technology draws material from a vast number of sources. While the principal members of the Marking, Symbols and Labels for Identification of Assemblies, Components Task Group (4-34b) of the Environment, Health & Safety Steering Committee (4-30) and the Technical Activities Executive Committee (TAEC) are shown below, it is not possible to include all of those who assisted in the evolution of this standard. To each of them, the members of the IPC extend their gratitude.

---

### Environmental, Health & Safety Steering Committee

Chair  
Bret A. Bruhn  
Merix Corporation

Past Chair  
John L. Sharp  
Teradyne Connection Systems

### Marking, Symbols and Labels for Identification of Assemblies, Components Task Group

Co-Chairs  
Jasbir Bath  
Solectron Corporation

Lee R. Wilmot  
Tyco Printed Circuit Group

### Technical Liaisons of the IPC Board of Directors

Peter Bigelow  
IMI Inc.

Sammy Yi  
Flextronics International

---

### Marking, Symbols and Labels for Identification of Assemblies, Component Task Group

Jasbir Bath, Solectron Corporation  
Steve Cmiel, U.S. Navy  
Jeff Ferry, Circuit Technology Center  
Dennis Fritz, MacDermid, Inc.  
Andrew W. Ganster, NSWC - Crane  
Vivek Gupta, Intel Corporation

James F. Maguire, Intel Corporation  
Jack McCullen, Intel Corporation  
Terry L. Munson, Foresite, Inc.  
Alan Rae, Ph.D.  
John L. Sharp, Teradyne Connection Systems

Douglas J. Sober, Bakelite Epoxy Polymers Corp.  
Vern Solberg, Tessera Technologies, Inc.  
Lee R. Wilmot, Tyco Printed Circuit Group

---

### Technical Activities Executive Committee (TAEC)

Jack R. Bramel, Jack Bramel & Associates  
Thomas N. Bresnan, R&D Circuits  
Bret A. Bruhn, Merix Corporation  
Frank Cala, Ph.D., Church & Dwight Co. Inc.  
Donald Dinella, Dinella Group  
James R. DiNitto, Medisem, Inc.  
C. Don Dupriest, Lockheed Martin  
Werner Engelmaier, Engelmaier Associates, L.C.  
Joe R. Felty, Raytheon Company  
Gary M. Ferrari, C.I.D.+, Ferrari Technical Services  
John T. Fisher, Interconnect Technology Analysis, Inc.  
Martin G. Freedman, Molex Inc.  
Dennis Fritz, MacDermid, Inc.  
Thomas F. Gardeski, E. I. du Pont de Nemours and Co.

Reza Ghaffarian, Ph.D., Jet Propulsion Laboratory  
Pete Gilmore, Amelex  
Patricia J. Goldman  
Ceferino G. Gonzalez, Dupont Advanced Fibers Systems  
Foster L. Gray, PC Interconnects  
Russell S. Griffith, Parlex Corporation  
Richard P. Hartley, C.I.D., Hartley Enterprises  
Michael E. Hill, Colonial Circuits Inc.  
Les Hymes, The Complete Connection  
William I. Jacobi, William Jacobi & Associates  
Dr. William G. Kenyon, Global Centre Consulting  
Bernard Kessler, Bernard Kessler & Assoc. Ltd.

Leo P. Lambert, EPTAC Corporation  
Brian C. McCrory, Delsen Testing Laboratories  
George Milad, UIC/Uyemura International Corp.  
Bob Neves, Microtek Laboratories  
Debora L. Obitz, Trace Laboratories - East  
Mel Parrish, Soldering Technology International  
Douglas O. Pauls, Rockwell Collins  
Gary C. Roper, Eagle Circuits Inc.  
A. Jerry Siegmund  
Douglas J. Sober, Bakelite Epoxy Polymers Corp.  
James (Tom) T. Turner, Isola Laminate Systems Corporation  
Dewey Whittaker, Honeywell Inc.



# Marking, Symbols and Labels for Identification of Lead-Free and Other Reportable Materials in Lead-Free Assemblies, Components and Devices

## 1 SCOPE

This standard establishes the requirements for a distinctive symbol and labels to be used to identify materials that are lead-free (Pb-free) and are capable of providing Pb-free 2<sup>nd</sup> level interconnects, and for indicating certain types of Pb-free material and the maximum assembly temperature. It also establishes the requirements for labeling a bare board if the base resin is halogen free and the type of conformal coating used after assembly.

This standard **shall** apply to all electronic components including passives, connectors, solid-state components and other devices that use solder to attach the device/component to the board or assembly.

This standard **shall not** apply to:

- Lead as an alloying element in steel containing up to 0.35% lead by weight, aluminum containing up to 0.4% lead by weight and as a copper alloy containing up to 4% lead by weight.
- Lead in electronic ceramic parts (e.g., piezoelectric devices).

## 2 APPLICABLE DOCUMENTS

### 2.1 IPC<sup>1</sup>

**IPC-T-50** Terms and Definitions for Interconnecting and Packaging Electronic Circuits

**IPC-CC-830** Qualification and Performance of Electrical Insulating Compound for Printed Wiring Assemblies

### 2.2 IEC<sup>2</sup>

**IEC 61249-2-21** Materials for Interconnection Structures

### 2.3 European Parliament<sup>3</sup>

**Directive 2002/95/EC** of the European Parliament and of the Council on the Restriction of the Use of Certain Hazardous Substances in Electrical and Electronic Equipment (“**RoHS Directive**”).

### 2.4 AIM<sup>4</sup>

**BC4-1999** International Symbology Specification - Code 128

## 3 TERMS AND DEFINITIONS

**3.1 2<sup>nd</sup> Level Interconnect** The interconnect made by attachment of a device/component to a printed circuit board (see Figure 4-1).

**3.2 2<sup>nd</sup> Level Interconnect Label** A label identifying the lowest level shipping container as containing components capable of Pb-free 2<sup>nd</sup> level interconnects. This includes the Pb-free symbol, Pb-free category and the maximum assembly temperature (see Figure 4-2). If no label or marking is included, a tin-lead finish is assumed.

**3.3 Bar Code Label** A label that contains machine-readable code consisting of parallel bars and spaces, each of various specific widths, such as to the three-of-nine USS Code 39 standard or Code 128.

**NOTE:** For the purposes of this standard, the bar code label is on the lowest-level shipping container and includes information that describes the product, e.g., part number, quantity, lot information, supplier identification, moisture-sensitivity level, etc.

**3.4 RoHS** Acronym for European Directive “Restriction of Hazardous Substances.”

**3.5 Halogen-Free** Printed board resins plus reinforcement matrix that contain maximum total halogens of 1,500 ppm with less than 900 ppm bromine, and less than 900 ppm chlorine (*per IEC 61249-2-21*).

**NOTE:** RoHS prohibited brominated substances (polybrominated biphenyls and polybrominated diphenyl ether) are not generally found in printed wiring board materials. This marking is an aid for recycling end-of-life electronic assemblies.

**NOTE:** While the above definition includes all halogens, the only specifically identified halogens in the IEC standard are bromine and chlorine. The IEC standard does not

1. [www.ipc.org](http://www.ipc.org)

2. [www.iec.ch](http://www.iec.ch)

3. [europa.eu.int/eur-lex/pri/en/oj/dat/2003](http://europa.eu.int/eur-lex/pri/en/oj/dat/2003)

4. [www.aimglobal.org/aimstore/linearsymbologies.asp](http://www.aimglobal.org/aimstore/linearsymbologies.asp)

address fluorine as found in substrate materials manufactured with fluorocarbons (e.g., PTFE, FEP, etc.) and in the chemical composition of fiberglass reinforcement.

**3.6 Pb-Free** Electrical and electronic assemblies and components in which the lead level in any of the raw materials and the end product is not greater than 0.1% by weight and also meets any Pb-free requirements/definitions adopted under the RoHS Directive 2002/95/EC.

**3.7 Pb-Free Category** A category assigned to Pb-free components, printed circuit boards, and assemblies indicating the general family of material used for the 2<sup>nd</sup> level interconnect including solder paste, lead/terminal finish, and terminal material/alloy if not plated or coated.

**3.8 Pb-Free Identification Label** A label that indicates that the enclosed components/devices and/or assemblies do not contain any Pb (i.e., they are Pb-free as defined in RoHS directive 2002/95/EC). It is not applicable to items that contain Pb but are exempt according to the RoHS directive (see Figure 4-3).

**3.9 Pb-Free Symbol** A symbol that can be used in place of the phrase “Pb-free” (see Figure 4-4).

**4 LABELS AND SYMBOLS**

The following labels and symbols are used in this standard:

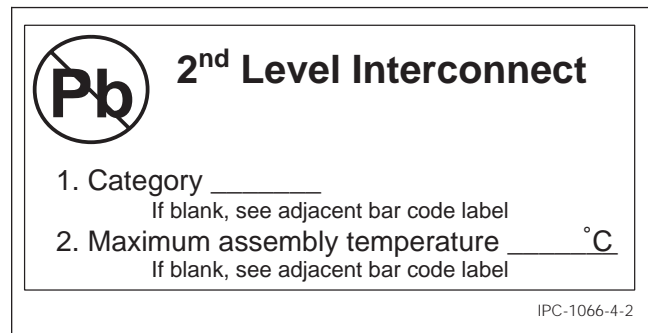


Figure 4-2 2<sup>nd</sup> Level Interconnect Label



Figure 4-3 Pb-Free Identification Label

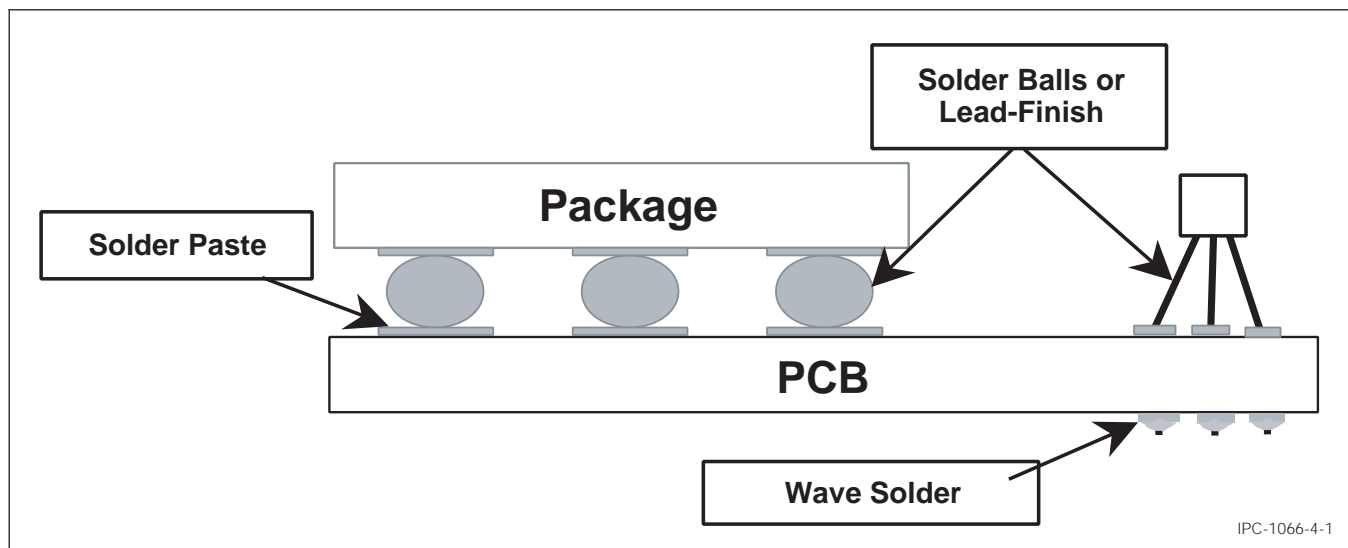


Figure 4-1 2<sup>nd</sup> Level Interconnect






Figure 4-4 Pb-Free Symbol




Figure 4-5 Example of Mark Showing Category 2 and Option of Circle or Ellipse

## 5 LABELING CATEGORIES

**5.1 Solder Finish Categories** The following categories are meant to describe the Pb-free 2<sup>nd</sup> level interconnect (see Figure 4-5) terminal finish/material of components and/or the solder paste/solder used in assembly.

- e1 – SnAgCu
- e2 – Other Sn alloys (ie. SnCu, SnAg, SnAgCuX, etc.)  
(No Bi or Zn)
- e3 – Sn
- e4 – Precious metals (ie. Ag, Au, NiPd, NiPdAu, but no Sn)
- e5 – SnZn, SnZnX (no Bi)
- e6 – Contains Bi
- e7 – Low temperature solder (<150°C) containing indium but no bismuth

e8, e9 symbols are unassigned categories at this time.

Tin-lead soldered printed circuit boards and components **shall** have no assigned label. However, manufacturers who desire to label lead-bearing solder **shall** use “Pb” as the marking code.

**NOTE:** It is recognized that some manufacturers use “PB” or “pb” in certain part numbers.

**5.2 Resin Category** If the base resin and reinforcement matrix used in making the bare printed board is halogen free, the label/markings “HF” **shall** be noted on the bare printed circuit board identification label. If no “HF” is present, a halogen-containing base resin and reinforcement matrix is assumed.

**5.3 Conformal Coating Categories** When conformal coatings are applied, and if assembly-marking space per-

mits, or if contractually required by purchasing agreement, coatings may be labeled/marked per IPC-CC-830B as follows:

- ER – Epoxy Resin
- UR – Urethane Resin
- AR – Acrylic Resin
- SR – Silicone Resin
- XY – Paraxylylene

## 6 COMPONENT MARKING

If space permits the individual device/component **shall** be marked with the category designation enclosed within a circle/ellipse (see Figure 4-5). If the individual component cannot be marked, the category **shall** be indicated on the lowest-level shipping container utilizing the 2<sup>nd</sup> Level Interconnect Label (see Figure 4-2) and/or bar code label as noted in 3.3.

**6.1 Size** The size and location of the mark is optional but **shall** be legible to corrected, unmagnified vision.

**6.2 Color** The color for the ‘e’ and category number should be selected to provide sufficient contrast to be legible to corrected, unmagnified vision.

**6.3 Font** The font should be “Arial” or equivalent and the font style **shall** be regular.

**6.4 Maximum Assembly Temperature** This temperature **shall** be specified in degrees Centigrade.

## 7 PRINTED CIRCUIT BOARD/ASSEMBLY MARKING

Printed circuit boards/assemblies **shall** be identified as being assembled with Pb-free solders and using components with Pb-free 2<sup>nd</sup> level interconnect leads/terminals by marking with the words “Pb-free” or the Pb-free symbol shown in Figure 4-4. In addition, the category (with or without the circle or ellipse), as defined in 5.1, **shall** be shown on the board/assembly. If no circle or ellipse is used, the marking **shall** clearly define the category. (e.g., Category = e2) The assembler **shall** have the prime responsibility to mark the assembly with the bare printed circuit board finish and assembly solder used. If printers used to produce labels or markings do not have graphic capability, the parenthesis may be used in place of the circle/ellipse.

**7.1 Category Hierarchy** If two or more solder alloys are used (i.e., reflow and wave solder use different category solder alloys) the category of the reflow(s) should be shown first and with the wave solder category following.

**7.2 Location** The preferred location for marking of the categories is on printed circuit board layer 1 (topside) at the lower right hand segment.

**7.3 Color** The color for the ‘e’ and category number should be selected to provide sufficient contrast to be legible to corrected, unmagnified vision. The font should be “Arial” or equivalent and the font style **shall** be regular.

**7.4 Size** The size of the mark is optional but **shall** be legible to corrected, unmagnified vision.

**7.5 Method** The method, e.g., screen print, etch, etc., for marking of the printed circuit board is optional but it **shall** be legible to corrected, unmagnified vision.

**7.6 Marking Sequence** The sequence of marking should follow the production process, i.e., halogen-free (if applicable), reflow/wave solder finish, and conformal coating (if applicable).

e.g., 

HF	e1/e1	XY
----	-------	----

 (Sample layout. Boxes not required.)

**7.7 Repair Marking** The Pb-free solder category code **shall** be permanently obscured should any modification or repair with a lead-bearing material be used instead of a lead-free solder during a repair or rework procedure.

## 8 SYMBOL AND LABELS

**8.1 Pb-Free Symbol** This symbol (see Figure 4-4) may be used as an option to replace the phrase “Pb-free” on labels or wherever practical on components/devices, printed circuit boards, and assemblies, etc.

**8.2 Pb-Free Identification Label** This label (see Figure 4-3) **shall** only be used when the components/devices and/or board assemblies are Pb-free, according to the definitions in 3.6 and 3.8, and should be affixed to the lowest level shipping containers, or other containers that are not otherwise identified as Pb-free.

**8.2.1 Size** It is recommended the label be a minimum of 22 mm x 25 mm with the minimum diameter of the circle = 18 mm.

**8.2.2 Color** The background **shall** be white and the symbol and letters **shall** be of a contrasting color. The color red should be avoided as red suggests a personal hazard.

**8.3 2<sup>nd</sup> Level Interconnect Label** This label (see Figure 4-2) indicates that the 2<sup>nd</sup> level interconnect terminal finish/material of components and/or the solder paste/solder used in board assembly is Pb-free, per the categories defined in 5.1. It **shall** be placed/printed on the lowest level shipping container and any “ESD” or “Dry pack” bag/box, excluding tubes, trays or other carriers, within the lowest level shipping container. This label affirms the Pb-free content of the 2<sup>nd</sup> level interconnects only, and does not indicate that the components/devices or assemblies are Pb-free. If all of the information on the label including the “Pb-free” symbol, or the words “Pb-free” are included on a bar code label in conjunction with the words “2<sup>nd</sup> level interconnect,” legible to corrected, unmagnified vision, then the use of the 2<sup>nd</sup> level interconnect label is optional. If the enclosed components/devices or assemblies are Pb-free, then the words “2<sup>nd</sup> level interconnect” may be omitted from the bar code label.

**8.3.1 Components** If the label is affixed to containers holding components/devices the category field describes the terminal finish/material and the “maximum assembly temperature” indicates the maximum temperature the component/device should obtain during assembly.

**8.3.2 Assemblies** If the label is affixed to containers holding printed circuit boards/assemblies the category field describes the solder paste/solder used in the board assembly. The “maximum assembly temperature” field, if blank, does not apply.

**8.3.3 Size** It is recommended that the Pb-free label be a minimum of 75 mm by 50 mm.

**8.3.4 Color** The label **shall** be black letters/symbols on a white background.



ASSOCIATION CONNECTING  
ELECTRONICS INDUSTRIES®

# ANSI/IPC-T-50 Terms and Definitions for Interconnecting and Packaging Electronic Circuits Definition Submission/Approval Sheet

The purpose of this form is to keep current with terms routinely used in the industry and their definitions. Individuals or companies are invited to comment. Please complete this form and return to:

IPC  
3000 Lakeside Drive, Suite 309S  
Bannockburn, IL 60015-1219  
Fax: 847 615.7105

### SUBMITTOR INFORMATION:

Name: \_\_\_\_\_

Company: \_\_\_\_\_

City: \_\_\_\_\_

State/Zip: \_\_\_\_\_

Telephone: \_\_\_\_\_

Date: \_\_\_\_\_

- This is a **NEW** term and definition being submitted.
- This is an **ADDITION** to an existing term and definition(s).
- This is a **CHANGE** to an existing definition.

Term	Definition

If space not adequate, use reverse side or attach additional sheet(s).

Artwork:  Not Applicable  Required  To be supplied

Included: Electronic File Name: \_\_\_\_\_

Document(s) to which this term applies: \_\_\_\_\_

\_\_\_\_\_

Committees affected by this term: \_\_\_\_\_

\_\_\_\_\_

Office Use	
IPC Office	Committee 2-30
Date Received: _____	Date of Initial Review: _____
Comments Collated: _____	Comment Resolution: _____
Returned for Action: _____	Committee Action: <input type="checkbox"/> Accepted <input type="checkbox"/> Rejected
Revision Inclusion: _____	<input type="checkbox"/> Accept Modify
IEC Classification	
Classification Code • Serial Number	
Terms and Definition Committee Final Approval Authorization:	
Committee 2-30 has approved the above term for release in the next revision.	
Name: _____ Committee: <u>IPC 2-30</u> Date: _____	

This Page Intentionally Left Blank

## Technical Questions

The IPC staff will research your technical question and attempt to find an appropriate specification interpretation or technical response. Please send your technical query to the technical department via:

tel: 847-615-7100

fax: 847-615-7105

www.ipc.org

e-mail: answers@ipc.org

## IPC World Wide Web Page [www.ipc.org](http://www.ipc.org)

Our home page provides access to information about upcoming events, publications and videos, membership, and industry activities and services. Visit soon and often.

## IPC Technical Forums

IPC technical forums are opportunities to network on the Internet. It's the best way to get the help you need today! Over 2,500 people are already taking advantage of the excellent peer networking available through e-mail forums provided by IPC. Members use them to get timely, relevant answers to their technical questions. Contact KeachSasamori@ipc.org for details. Here are a few of the forums offered.

### TechNet@ipc.org

TechNet forum is for discussion of issues related to printed circuit board design, assembly, manufacturing, comments or questions on IPC specifications, or other technical inquiries. IPC also uses TechNet to announce meetings, important technical issues, surveys, etc.

### ComplianceNet@ipc.org

ComplianceNet forum covers environmental, safety and related regulations or issues.

### DesignersCouncil@ipc.org

Designers Council forum covers information on upcoming IPC Designers Council activities as well as information, comments, and feedback on current designer issues, local chapter meetings, new chapters forming, job opportunities and certification. In addition, IPC can set up a mailing list for your individual Chapter so that your chapter can share information about upcoming meetings, events and issues related specifically to your chapter.

### Trainingnews@ipc.org

This is an announcement forum where subscribers can receive notice of new IPC Training Products.

### leadfree.ipc.org

This forum acts as a peer interaction resource for staying on top of lead elimination activities worldwide and within IPC.

### IPC\_New\_Releases@ipc.org

This is an announcement forum where subscribers can receive notice of new IPC publications, updates and standards.

## ADMINISTERING YOUR SUBSCRIPTION STATUS:

All commands (such as subscribe and signoff) must be sent to listserv@ipc.org. Please DO NOT send any command to the mail list address, (i.e. <mail list>@ipc.org), as it would be distributed to all the subscribers.

Example for subscribing:

To: LISTSERV@IPC.ORG

Subject:

Message: subscribe TechNet Joseph H. Smith

Example for signing off:

To: LISTSERV@IPC.ORG

Subject:

Message: signoff DesignerCouncil

Please note you must send messages to the mail list address ONLY from the e-mail address to which you want to apply changes. In other words, if you want to sign off the mail list, you must send the signoff command from the address that you want removed from the mail list. Many participants find it helpful to signoff a list when travelling or on vacation and to resubscribe when back in the office.

## How to post to a forum:

To send a message to all the people currently subscribed to the list, just send to <mail list>@ipc.org. Please note, use the mail list address that you want to reach in place of the <mail list> string in the above instructions.

Example:

To: TechNet@IPC.ORG

Subject: <your subject>

Message: <your message>

The associated e-mail message text will be distributed to everyone on the list, including the sender. Further information on how to access previous messages sent to the forums will be provided upon subscribing.

For more information, contact Keach Sasamori

tel: 847-597-2815

fax: 847-615-5615

e-mail: sasako@ipc.org

www.ipc.org/emailforums

## Education and Training

IPC conducts local educational workshops and national conferences to help you better understand conventional and emerging technologies. Members receive discounts on registration fees. Visit [www.ipc.org](http://www.ipc.org) to see what programs are coming to your area.

### IPC Certification Programs

IPC provides world-class training and certification programs based on several widely-used IPC standards, including IPC-A-600, IPC-A-610, IPC/WHMA-A-620, J-STD-001 and IPC-7711A/7721A Rework and Repair. IPC-sponsored certification gives your company a competitive advantage and your workforce valuable recognition.

For more information on these programs:

tel: 847-597-2814                      fax: 847-615-7105  
e-mail: [certification@ipc.org](mailto:certification@ipc.org)              [www.ipc.org/certification](http://www.ipc.org/certification)

### Designer Certification (C.I.D.)/Advanced Designer Certification (C.I.D.+)

Contact:

tel: 847-597-2827                      fax: 847-615-5627  
e-mail: [christipoulsen@ipc.org](mailto:christipoulsen@ipc.org)              <http://dc.ipc.org>

### EMS Program Manager Certification

Contact:

tel: 847-597-2884                      fax: 847-615-5684  
e-mail: [susanfilz@ipc.org](mailto:susanfilz@ipc.org)              [www.ipc.org/certification](http://www.ipc.org/certification)

### IPC Video Tapes and CD-ROMs

IPC video tapes and CD-ROMs can increase your industry know-how and on the job effectiveness. Members receive discounts on purchases.

For more information on IPC Video/CD Training, contact Mark Pritchard

tel: 505/758-7937 ext. 202              fax: 505/758-7938  
e-mail: [markp@ipcvideo.org](mailto:markp@ipcvideo.org)              <http://training.ipc.org>

## IPC Printed Circuits Expo, APEX and the Designers Summit



This yearly event is the largest electronics interconnection event in North America. With technical paper presentations, educational courses, standards development meetings networking opportunities and designers certification, there's something for everyone in the industry. The premier technical conference draws experts from around the globe. 500 exhibitors and 6,000 attendees typically participate each year. You'll see the latest in technologies, products and services and hear about the trends that affect us all. Go to [www.GoIPCShows.org](http://www.GoIPCShows.org) or contact [shows@ipc.org](mailto:shows@ipc.org) for more information.

### Exhibitor information:

Mary Mac Kinnon	Alicia Balonek
Director, Show Sales	Director, Trade Show Operations
847-597-2886	847-597-2898
<a href="mailto:MaryMacKinnon@ip.c.org">MaryMacKinnon@ip.c.org</a>	<a href="mailto:AliciaBalonek@ipc.org">AliciaBalonek@ipc.org</a>

## How to Get Involved

The first step is to join IPC. An application for membership can be found in the back of this publication. Once you become a member, the opportunities to enhance your competitiveness are vast. Join a technical committee and learn from our industry's best while you help develop the standards for our industry. Participate in market research programs which forecast the future of our industry. Participate in Capitol Hill Day and lobby your Congressmen and Senators for better industry support. Pick from a wide variety of educational opportunities: workshops, tutorials, and conferences. More up-to-date details on IPC opportunities can be found on our web page: [www.ipc.org](http://www.ipc.org).

For information on how to get involved, contact:

Jeanette Ferdman, Membership Director  
tel: 847-597-2809                      fax: 847-597-7105  
e-mail: [JeanetteFerdman@ipc.org](mailto:JeanetteFerdman@ipc.org)              [www.ipc.org](http://www.ipc.org)

# Application for IPC Site Membership



Thank you for your decision to join IPC, Association Connecting Electronics Industries. IPC membership is site specific, which means that benefits of IPC membership are extended only to employees at the site that is designated on this application. To help IPC serve your member site in the most effective manner possible, please tell us what work is being done at your site by choosing the most appropriate member category. *(Check one box only.)*

## INDEPENDENT PRINTED CIRCUIT BOARD MANUFACTURER

This facility manufactures, and sells to other companies, printed wiring boards (PWB's) or other electronic interconnection products on the merchant market.

**What products do you make for sale?**

One- and two-sided rigid, multilayer printed boards     Flexible printed boards     Other interconnections

**Site General Manager** \_\_\_\_\_  
Name Title

## EMSI COMPANY - Independent Electronics Assembly

This facility assembles printed wiring boards, on a contract basis, and may offer other electronic interconnection products for sale.

**Site General Manager** \_\_\_\_\_  
Name Title

## OEM - Original Equipment Manufacturer

This facility purchases and/or manufactures printed wiring boards or other interconnection products for use in a final product, which we manufacture and sell.

**What is your company's primary product line?**

\_\_\_\_\_  
**Site General Manager** \_\_\_\_\_  
Name Title

## INDUSTRY SUPPLIER

This facility supplies raw materials, machinery, equipment, or services used in the manufacture or assembly of electronic interconnection products.

**What products or services does your company supply?** (50 word limit, please)

The information that you provide here will appear in the next edition of the IPC Membership Directory.

*Our company supplies:*

\_\_\_\_\_  
\_\_\_\_\_  
\_\_\_\_\_  
\_\_\_\_\_

## GOVERNMENT AGENCY/ACADEMIC TECHNICAL LIAISON

This government agency or accredited university, college or technical training school is directly concerned with design, research and utilization of electronic interconnection devices. (Must be a non-profit or not-for-profit organization.)

# Application for IPC Site Membership



**Site Information:** (Please print or type)

Company Name			
Street Address			
City	State	Zip/Postal Code	Country
Main Switchboard Phone No		Main Fax No.	
Company E-Mail Address		Website URL	
Name of Primary Contact for all IPC matters		Title	Mail Stop
Phone No.	Fax No	E-Mail	
Name of Senior Management Contact:		Title:	Mail Stop
Phone No	Fax No	E-Mail	

Please attach business card of primary contact here.

**Please designate your site's Technical Representatives:**

For PWB/PWA design-related information and activities:

Contact Name	Title	Phone	Fax	E-mail
--------------	-------	-------	-----	--------

For PCB fabrication-related information and activities:

Contact Name	Title	Phone	Fax	E-mail
--------------	-------	-------	-----	--------

For Electronics Assembly-related information and activities:

Contact Name	Title	Phone	Fax	E-mail
--------------	-------	-------	-----	--------

**Please designate your site's Management Representatives:**

For PWB/PWA design-related information and activities:

Contact Name	Title	Phone	Fax	E-mail
--------------	-------	-------	-----	--------

For PCB fabrication-related information and activities:

Contact Name	Title	Phone	Fax	E-mail
--------------	-------	-------	-----	--------

For Electronics Assembly-related information and activities:

Contact Name	Title	Phone	Fax	E-mail
--------------	-------	-------	-----	--------



# Application for IPC Site Membership



## MEMBERSHIP DUES SCHEDULE

### Please check one:

- \$1,000.00** – Annual dues for Primary Site Membership  
Twelve months of IPC membership begins from the time the application and payment are received at the IPC office.
- \$800.00** – Annual dues for Additional Facility Membership  
An additional membership for a site within an organization where there already is a current Primary Site IPC membership.
- \$600.00\*\*** – Annual dues for an independent PCB/PWA fabricator or independent EMSI provider with annual sales of less than \$1,000,000.00. USD  
\*\* Please provide proof of annual sales.
- \$250.00** – Annual dues for Government Agency or Academic Technical Liaison Membership. Must be not-for-profit organization.

### TMRC MEMBERSHIP

- Please send information on participation in the Technology Market Research Council (TMRC) program. Only current IPC member sites are eligible to participate in this **calendar year** program, which is available for an additional fee.
- Yes, sign up our site now:**
  - \$950.00** - Primary TMRC member site
  - \$400.00** - Additional facility TMRC member. Another site within our organization is already a TMRC program participant.

### Name of Primary Contact for all TMRC matters:

\_\_\_\_\_

Phone \_\_\_\_\_

Fax \_\_\_\_\_

E-Mail \_\_\_\_\_

## PAYMENT INFORMATION

Enclosed is our check/money order for \$ \_\_\_\_\_

### Mail application with check or money order to:

IPC  
3491 Eagle Way  
Chicago, IL 60678-1349

### Fax or mail application with credit card payment to:

IPC  
\*3000 Lakeside Drive, Suite 309S  
Bannockburn, IL. 60015-1249  
Tel: 847-615-7100  
Fax: 847-615-7105

*\* Overnight deliveries to this address only*

Please bill my credit card (circle one) for \$ \_\_\_\_\_

- MasterCard     American Express     Visa     Diners Club

Account No \_\_\_\_\_

Expiration Date \_\_\_\_\_

Name of Card Holder \_\_\_\_\_

Authorized Signature \_\_\_\_\_

Phone Number \_\_\_\_\_

## QUESTIONS ?

Call the IPC Member Services Department in Bannockburn, Illinois, at 847-597-2809 or 847-597-2872, or fax us at 847-615-7105.

E-mail: JeanetteFerdman@ipc.org SusanStorck@ipc.org

# Application for IPC Site Membership



## INFORMATION DISTRIBUTION

IPC has significant member benefits available to a wide range of individuals within your organization. To ensure that your facility takes advantage of these benefits, please provide the name of the individual responsible for each of the functional areas listed below. If one person has multiple responsibilities, please list that person's name as many times as necessary.

### Chief Executive:

Name	Title/Mail Stop	Phone	Fax	E-mail
------	-----------------	-------	-----	--------

### Sales/Marketing:

Name	Title/Mail Stop	Phone	Fax	E-mail
------	-----------------	-------	-----	--------

### Finance (CFO)

Name	Title/Mail Stop	Phone	Fax	E-mail
------	-----------------	-------	-----	--------

### Human Resources

Name	Title/Mail Stop	Phone	Fax	E-mail
------	-----------------	-------	-----	--------

### Environmental/Safety

Name	Title/Mail Stop	Phone	Fax	E-mail
------	-----------------	-------	-----	--------

### Design/Artwork

Name	Title/Mail Stop	Phone	Fax	E-mail
------	-----------------	-------	-----	--------

### Product Assurance

Name	Title/Mail Stop	Phone	Fax	E-mail
------	-----------------	-------	-----	--------

### Manufacturing

Name	Title/Mail Stop	Phone	Fax	E-mail
------	-----------------	-------	-----	--------

### Training

Name	Title/Mail Stop	Phone	Fax	E-mail
------	-----------------	-------	-----	--------

### Purchasing

Name	Title/Mail Stop	Phone	Fax	E-mail
------	-----------------	-------	-----	--------

## IPC REVIEW SUBSCRIPTION LIST

One of the many benefits of IPC membership is a subscription to the *IPC Review*, our monthly magazine. Please list below the names of individuals who would benefit from receiving our magazine, which provides information about the industry, IPC news, and other items of interest. A subscription for the IPC Primary Contact person is entered automatically.

Name	Title/Mail Stop
------	-----------------

Name	Title/Mail Stop
------	-----------------

Name	Title/Mail Stop
------	-----------------

Name	Title/Mail Stop
------	-----------------

Name	Title/Mail Stop
------	-----------------

Name	Title/Mail Stop
------	-----------------



ASSOCIATION CONNECTING  
ELECTRONICS INDUSTRIES®

# Standard Improvement Form

IPC-1066

The purpose of this form is to provide the Technical Committee of IPC with input from the industry regarding usage of the subject standard.

Individuals or companies are invited to submit comments to IPC. All comments will be collected and dispersed to the appropriate committee(s).

If you can provide input, please complete this form and return to:

IPC  
3000 Lakeside Drive, Suite 309S  
Bannockburn, IL 60015-1219  
Fax 847 615.7105  
E-mail: answers@ipc.org

---

1. I recommend changes to the following:

- Requirement, paragraph number \_\_\_\_\_
- Test Method number \_\_\_\_\_, paragraph number \_\_\_\_\_

The referenced paragraph number has proven to be:

- Unclear
- Too Rigid
- In Error
- Other \_\_\_\_\_

---

2. Recommendations for correction:

---

---

---

---

---

---

3. Other suggestions for document improvement:

---

---

---

---

---

---

Submitted by:

Name \_\_\_\_\_ Telephone \_\_\_\_\_

Company \_\_\_\_\_ E-mail \_\_\_\_\_

Address \_\_\_\_\_

City/State/Zip \_\_\_\_\_ Date \_\_\_\_\_

---



ASSOCIATION CONNECTING  
ELECTRONICS INDUSTRIES®

ISBN #1-580987-44-3

3000 Lakeside Drive, Suite 309S, Bannockburn, IL 60015-1219  
Tel. 847.615.7100 Fax 847.615.7105  
[www.ipc.org](http://www.ipc.org)